





Activity:

Design enrichment for chimpanzees



The Primate Care Staff at Monkey World design and make enrichment items for the primates at the park. Enrichment describes items or activities that stimulate the primates, keep them active and encourage them to behave naturally. Your task is to **design some new enrichment for the chimpanzees at Monkey World!**

Enrichment often involves **food!** Primate Care Staff use enrichment items or activities to present the chimpanzees' food in interesting ways, as they would have to work to find food in the wild. However, enrichment doesn't always have to include food... Use the table below to learn about the different types of enrichment our keepers create. Enrichment items can combine one or more of these types!

Type of enrichment	What does it stimulate?	Example(s)
Cognitive 	Thinking and puzzle solving	Puzzle feeders, Kongs
Sensory 	The senses, i.e. smell and touch	Mirrors, bubbles, scents
Physical habitat 	Exploring and curiosity	Climbing frames, swings
Social 	Interaction with each other, teamwork	Toy predator (i.e. snake)

Task:

1. Research chimpanzees, what they eat and how they behave in the wild.
2. Research types of enrichment for inspiration - check out [Monkey World's YouTube channel](#) to see some of our enrichment in action!
3. Design your enrichment - draw a picture and label different parts and materials.
4. Make your enrichment! If you don't have all the materials you need, make a model of how it would look.



Cognitive enrichment with food! Giant Kerplunk for chimps!